
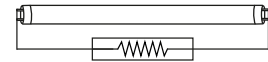
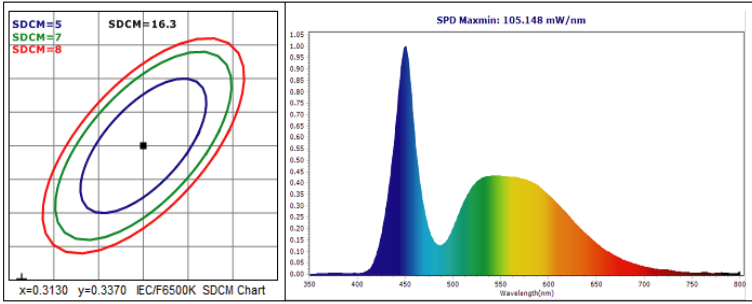


LED FLORESANLAR LED TUBES 9W-18W



Gövde	Plastik	Giriş Gerilimi	220V-240V	Frekans	50-60 Hz
Body	Plastic	Input Voltage(V)		Frequency(Hz)	
LED	COB	Renksel Ger. Ind.	>80	IP Koruma	IP20
Optik Kapak	Opal PC	Colour Ren. In. (CRI)		IP Protection	
Diffuser		Güç Faktörü	0.90	Kullanım Ömrü (sa)	18.000
Sürücü	NOAS Sürücü	Power Fac. (cos ϕ)		Life-Time(h)	
Driver	NOAS Driver	Duy	G13	Bağlantı Tipi	Çift Taraflı
		Base		Connection Type	Double End



**ÇİFT YÖNLÜ
ENERJİ GİRİŞİ**



Ürün Kodu Code No	Güç Power (W)	Işık Akısı Luminous Flux (lm)	Renk Sıcaklığı Colour Temp. (K)	Etkinlik Faktörü Luminous Effic. (lm/W)	Boyutlar Dimensions (mm)	Koli Adedi Pcs/Pack	Koli Hacmi Package Volume (m ³)	Koli Ağırlığı Package Weight (kg)
YL97-6000	9W	810	6500K	90	590 mm Ø 26 mm	100	0,064	7,4
YL97-6001	9W	810	3200K	90	590 mm Ø 26 mm	100	0,064	7,4
YL97-1200	18W	1620	6500K	90	1200 mm Ø 26 mm	50	0,067	7,0
YL97-1201	18W	1620	3200K	90	1200 mm Ø 26 mm	50	0,067	7,0