
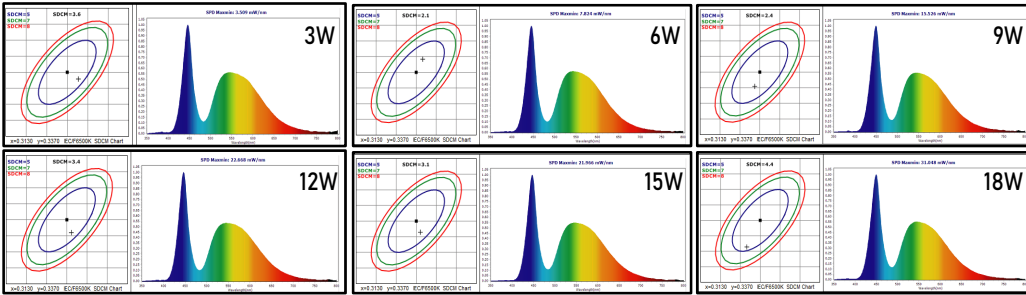


LED SLIM PANELLER LED SLIM PANELS

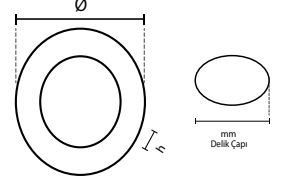
3W-6W-9W-12W-15W-18W



Gövde	Alüminyum	Giriş Gerilimi	220V-240V	Frekans	50-60 Hz
Body	Aluminum	Input Voltage(V)		Frequency(Hz)	
LED	SMD	Renksel Ger. İnd.	>80	IP Koruma	IP20
Optik Kapak	Opal PC	Colour Ren. In. (CRI)		IP Protection	
Diffuser		Güç Faktörü	0.90	Kullanım Ömrü (sa)	18.000
Sürücü	NOAS Driver	Power Fac. (cos ϕ)		Life-Time(h)	
Driver					



Teknik Çizim
Technical Drawing



Ürün Kodu Code No	Güç Power (W)	Işık Akısı Luminous Flux (lm)	Renk Sıcaklığı Colour Temp. (K)	Etkinlik Faktörü Luminous Effic. (lm/W)	Boyutlar Dimensions (mm) ϕ h	Delik Çapı Hole Diameter (mm)	Koli Adedi Pcs/Pack	Koli Hacmi Package Volume (m ³)	Koli Ağırlığı Package Weight (kg)
YL10-0300	3W	270	6500K	90	83x17	67	100	0,036	7,3
YL10-0301	3W	270	3200K	90	83x17	67	100	0,036	7,3
YL10-0307	3W	270	4000K	90	83x17	67	100	0,036	7,3
YL10-0600	6W	540	6500K	90	118x17	105	100	0,053	10,8
YL10-0601	6W	540	3200K	90	118x17	105	100	0,053	10,8
YL10-0607	6W	540	4000K	90	118x17	105	100	0,053	10,8
YL10-0900	9W	810	6500K	90	146x17	132	60	0,042	11,3
YL10-0901	9W	810	3200K	90	146x17	132	60	0,042	11,3
YL10-0907	9W	810	4000K	90	146x17	132	60	0,042	11,3
YL10-1200	12W	1080	6500K	90	165x17	153	40	0,036	9,7
YL10-1201	12W	1080	3200K	90	165x17	153	40	0,036	9,7
YL10-1207	12W	1080	4000K	90	165x17	153	40	0,036	9,7
YL10-1500	15W	1350	6500K	90	187x17	174	40	0,035	12,0
YL10-1501	15W	1350	3200K	90	187x17	174	40	0,035	12,0
YL10-1507	15W	1350	4000K	90	187x17	174	40	0,035	12,0
YL10-1800	18W	1620	6500K	90	221x17	205	40	0,051	15,7
YL10-1801	18W	1620	3200K	90	221x17	205	40	0,051	15,7
YL10-1807	18W	1620	4000K	90	221x17	205	40	0,051	15,7